

Dayton, Ohio

HERITAGE BASKETRY GUILD

2026 Fall Weave
Registration



Sept. 10, 11, 12

Join us for creativity, community, and beautiful basketry.

We have a diverse range of instructors and classes for all levels and interests. In this guide, you'll find instructions for online registration, class information and add-ons.

Get ready to weave, learn, and connect!

What to Know

Event Dates: Sept 10th, 11th and 12th

Registration opens April 1st and closes July 31st

Individual checks must be mailed by Aug 1st.

Location: 920 West

Dayton Yellow Springs

Road Fairborn, OH



2026 Registration Fees & Add Ons:

- **Fees:** Registration for 1 Day of Classes is \$20, 2-3 days of classes is \$50. Fees are collected at registration using CheddarUp.
- **Kits:** use this link [for kits](#), *this is a separate form. You must mail checks for kits with your class checks.*
- **Basket Buddy Ice Breaker:** Wednesday, 7-8pm, meet new friends and swap previously made baskets. Please bring a newly made basket you would be proud to receive. Wine, punch & snacks will be served.
- **Bingo & Bites:** play bingo, grab some food and win prizes
- **Shirts:** embroidered shirts (crew neck, v-neck) and full zip hoodies
 - Sizes: Small – 2XL \$22; 3XL, above \$24
 - Full Zip Hoodie: Small – XL \$35; 2XL, above \$39
 - Colors: Red or Black, *design colors will vary depending on shirt color.*



Hotels:

- There is a block of 25 rooms at the Comfort Inn in Fairborn (730 E Xenia Dr, Fairborn, OH 45324). Rooms must be reserved by Sept. 1st, 2026, for the block rate. Phone (937) 754-9109, call between 9am- 3pm, ask for Bim the Hotel Manager. Let them know you are part of the Fall Basket Weave. Cost is \$105 + tax.

Additional Notes:

- **Snacks:** please bring an *individually wrapped* sweet or salty snack to share. We're unable to accept snacks that are not individually packaged. Drinks will be provided. Thank you!
- **Lunches:** will be provided at the venue, lunches are not pre-ordered.
- **Class Time:** All classes start at 8:30am, unless noted. Classes end by 5:30pm, with a 1-hour lunch break.
- **Silent Auction:** if you would like to donate items to our silent auction, please bring them Wednesday night or Thursday morning. *We request items be ready for the auction table upon drop off.*

Understanding Class Levels:

- Beginner: no weaving or very little experience
- Advanced Beginner: comfortable with basic weaving techniques
- Intermediate: proficient in weaving techniques, can begin with ease and mastered several weaving techniques, able to set up bases, twining, completing over/under weaves and creating rims
- Advanced: mastered the intermediate skills for the materials, technique, and style
- All Levels – any level from Beginner to Advanced

Contact Us - Have questions? Need support?

- Facebook: Fall Weave Heritage Basketry Guild (private group)
- Website: <https://www.heritagebasketryguild.com/general-9>
- Melodee Caudill (Fall Weave Chair): Melodee.Caudill@yahoo.com

Planning for Next Year?

Sept 10th, 11th and 12th 2027

Online Registration & Class Payment

STEP 1: Online Registration

1. **Website:** fall-weave-2026.cheddarup.com
2. **Select classes until you have a class for each day you are attending.**
 - a. *Ex., if you are attending 2 days, you should have 2 classes, one for each day.*
 - b. Thursday and Friday classes are all day (either 6 or 8 hours). Saturday has 2 classes that are 4 hours each, you may register for both for a full day of weaving.
3. **Add your extras – Bingo, Shirts, Merch, Basket Buddies...**
4. **Check out and complete your registration form.**
 - a. Each person must have their own registration form. This is how we have a goodie bag, name tag and contact information for each attendee.

Once you check out, you are registered. We will not send a separate email, the email is directly from CheddarUp.

Registration closes 7-31-26 at midnight (est.), **after this there are no refunds.**

- You must contact teachers to pick up kits, if applicable.

STEP 2: Kit Order Link: my.cheddarup.com/c/fall-weave-kit-order-form/forms

- We have a separate kit order form for classes you are not attending. Order kits prior to July 31st.

Step 3: Kit & Class Payment

- Mail kit and individual class checks by Aug 1st to Cindy Holland 4100 Meadowcroft Road Kettering OH 45429.
- **Each class and kit must have their own check even if you have the same teacher several times.**
 - You only pay for registration and other add-ons through Cheddar Up, not kit/class fees.

Need Help? If you need help with registration, class changes, or are unsure of what you registered for, please contact us and we will assist.

Melodee Caudill: Melodee.Caudill@yahoo.com

Facebook Group: Fall Weave Heritage Basketry Guild –send a message

Events Schedule

Wednesday	
Early Registration	4 – 8 pm
Mini- Classes	4:30 – 6:30 pm
Ice Breaker	7 – 8 pm
Thursday	
Classes	8:30 – 5:30, 1 hour lunch break
Market Place	6 – 7:30 pm
Friday	
Classes	8:30 – 5:30, 1 hour lunch break
Bingo & Bites	Starts at 5:30
Saturday	
Classes	Start at 8:30, 1 hour lunch break

TEACHER BIOS




CANDY BARNES

Candy has always been involved in crafts, starting with sewing, knitting, crocheting, and needle point. After taking a basket class over 20 years ago, Candy was hooked. She found a craft that worked with her husband's love of woodworking.

SUSAN BAXTER

When I was a student, I expressed a desire to take an underwater basket weaving class instead of Electromagnetic Fields and Waves. I still had to take the Electromagnetics class, but I received a basket weaving kit after graduation. Best gift ever as it kept my hands busy, and my brain engaged. Fast forward 30 years to my exploration with SheleeArt acrylic paint blooms. I decided a jig to hold spokes would be ideal and my son volunteered his 3-D printer. It has been another way to embed new technology with time-honored weaving techniques for a fresh approach.



LINDA ELSCHLAGER

Linda took her first basket class with a group of co-workers in 1996. By 1998, she began teaching locally at her home. Since retirement, she has begun traveling and teaching in various locations in the eastern part of the country. She is married to her husband of 54 years, Perry. They have 3 daughters and 4 grandchildren. After her family, she finds her joy in basket making and the fellowship she receives from her students and fellow weavers.



DIANE HAMELIC

Basket weaving has been a hobby of mine for 30+ years. In 2022, I retired from teaching middle school students for 32 years. While teaching, men in my building would come into my classroom after school during Christmas and make baskets for their wives. What a memorable experience that was! Since retiring, I have been traveling to various conventions, learning new skills/techniques. In January, 2025, I created my business - DH Creations, LLC. I love getting into the "basket zone" when I'm designing and creating. I'm eager to teach and share my love of basket weaving with you.



Sharon Klusmann

This year Sharon Klusmann, owner of Cornerstone Baskets & Bases is celebrating her 41ST year of basket weaving! Her website SharonKlusmann.com has over 100 of her original creations featuring patterns, complete kits and wooden bases. She teaches from her home studio in Tallmadge, OH and at conventions and guilds throughout the country. Sharon loves to create unique embellishments to enhance many of her designs. Her husband Tom takes care of the BASE side of the business.

TEACHER BIOS



PAT MERCER

Pat started teaching basketry locally in the Northern Panhandle of West Virginia. The monthly class she started in Wheeling is in its 5th year, she has expanded her teaching to conventions and retreats. Pat experiments with non-traditional weaving materials: synthetic rattan, road maps, denim, dog leashes, and cotton cords to name a few. Occasionally, her designs blend basketry with such art forms as macrame, decoupage and pour painting. Most of her pieces combine function and form – in other words, art with a purpose.



MARY PRICE

Mary Price, known as "The Wanderlust Weaver" of Sunset Ridge Basketry, is a full-time traveling basket weaving instructor. Her dedicated teaching journey has taken her through 17 states, Germany, and the Caribbean via the Basket Weaving Cruise. She discovered her passion for basket weaving in 1996, thanks to her sister's guidance in crafting a market basket. Within her first year as a new weaver, she launched her basket weaving business, showcased her baskets at Chicago area craft shows, and began teaching from her Woodstock, IL, home studio. Mary's enthusiasm lies in creating and teaching others to make practical, functional, and vibrant reed baskets.



BONNIE RIDEOUT

I began weaving baskets in 1994 and later founded Bonnie's Baskets in 2006 to share my passion through teaching. Over the years, I have expanded into designing my own basket patterns and continue to enjoy creating original work. I teach both locally and across the country, having instructed in 19 states to date, with plans to add more.

For more information, visit www.bonniesbasketsil.com or find me on Facebook, Instagram, and Etsy.



RACHEL MCLAUGHLIN





Rachel McLaughlin is a stained glass artist who specializes in nature, insects, and botanical works. She teaches in London Ohio, at La Petite Pomme Glassworks. She also vends at a variety of Ohio markets year round and does custom art. Find her work and upcoming schedule on Facebook at The Dizzy Bee Crafts, LLC.

Class Schedule & Cost




Day	Basket	Teacher	Price
Wed	Salt & Pepper	Linda Elschlager	\$27
Wed	Hanging onto Summer	Pat Mercer	\$35
Wed	Sweet Nothings	Bonnie Rideout	\$20
Wed	Stained Glass: Plant Snails	Rachel McLaughlin	\$45
Thurs	Cherry Nantucket Round Tray	Candy Barnes	\$95
Thurs	Zennie	Susan & Eric Baxter	\$75
Thurs	Dusk to Dawn	Linda Elschlager	\$89
Thurs	Load Me Up!	Diane Hamelic	\$72
Thurs	Featherlight Arrows	Sharon Klusmann	\$78
Thurs	Old World Charm	Pat Mercer	\$73
Thurs	Queen's Cup	Mary Price	\$78
Thurs	Wings of Grace Tote	Bonnie Rideout	\$100
Thurs	Apple Basket Pendant	Barb McNally	\$38
Friday	Nantucket Tissue Box	Candy Barnes	\$90
Friday	Calesta	Susan & Eric Baxter	\$85
Friday	Last Flowers of Summer	Linda Elschlager	\$75
Friday	Autumn Abundance	Diane Hamelic	\$75
Friday	Charmy	Sharon Klusmann	\$72
Friday	Frayed Knot	Pat Mercer	\$86
Friday	Illusions	Mary Price	\$68
Friday	All Hearts Come Home for Christmas	Bonnie Rideout	\$90
Friday	Knotty Bracelet	Barb McNally	\$35
Saturday	Nantucket Pencil Cup (4hr. morning)	Candy Barnes	\$40
Saturday	Nantucket Wine Coaster (4hr. afternoon)	Candy Barnes	\$75
Saturday	Maribou	Susan & Eric Baxter	\$65
Saturday	Braided Skies	Linda Elschlager	\$59
Saturday	Treasured Friend	Diane Hamelic	\$58
Saturday	Cinnamon Spice	Sharon Klusmann	\$92
Saturday	Spiraling Arrows Bowl	Pat Mercer	\$72
Saturday	Kitchen Oval	Mary Price	\$54
Saturday	Bagel Basket	Bonnie Rideout	\$70
Saturday	Jeweled Name Tag Holder	Barb McNally	\$35

Wednesday Night Mini Classes




Join a mini class Wednesday evening from 4:30-6:30.

<p>Salt & Pepper</p> 	All Levels	Linda Elschalger
	Price: \$27	Hours: 2
	Size: Holds Salt & Pepper Shakers	
	Description: Colors will vary.	
<p>Hanging onto Summer</p> 	All Levels	Pat Mercer
	Price: \$35	Hours: 2
	Size: NA	
	<p>This is a great beginner project and a fun break for experienced weavers. Everything about this project contributes to a quick weave and proud accomplishment. Students will continuously weave around a glass vase (size and shape may vary), attached to a wooden base with round reed spokes. The vase is finished with a simple braid. We'll also make a few woven flowers for those times when real flowers aren't blooming. An awl is needed for flowers.</p>	
<p>Sweet Nothings</p> 	All Levels	Bonnie Rideout
	Price: \$20	Hours: 2
	Size: Small	
	Description: Weave this cute basket adorned with fun accents.	
<p>Stained Glass: Plant Snails</p> 	All Levels	Rachel McLaughlin
	Price: \$45	Hours: 2
	Size: 3 x 2 inches	
	<p>Description: Make your very own stained glass snail plant stakes. Participants will select from a pool of color choices to create two customized snails. All supplies will be provided.</p>	

Thursday Classes

<p>Cherry Nantucket Round Tray</p> 	<p>Level: Intermediate</p>	<p>Candy Barnes</p>
	<p>Price: \$95</p>	<p>Hours: 8</p>
	<p>Size: 9 ¾" 2 ½" H</p>	
	<p>Students will insert tapered staves in a cherry base and will weave with cane over a class mold. A Cherry rim will be glued on. Students will have options of color accents from materials provided.</p>	
<p>Zennie</p> 	<p>Adv. Beginner</p>	<p>Susan & Eric Baxter</p>
	<p>Price: \$75</p>	<p>Hours: 8</p>
	<p>Size: Diameter: 10.75" x Height: 2.5</p>	
	<p>Zennie starts with an overlaid double cross base worked off of a jig for exact spoke placement. The base uses color, spoke count and a design element called "becoming" to create an irresistible base. The sides use 4-rod wale to increase platter strength and a turquoise accent band to liven things up. The wrapped core border utilizes double spokes and finishes off this hard-working platter. Jig is included.</p>	
<p>Dusk to Dawn</p> 	<p>Intermediate</p>	<p>Linda Elschlager</p>
	<p>Price: \$89</p>	<p>Hours: 8</p>
	<p>Size: Cir=30.5 Diameter =7.5, Ht = 10</p>	
	<p>Shaping experience is a must when weaving this larger vessel/vase shaped eye catcher. Color choices available at class. You will use bleached cane for your weaver along with bleached round reed. You will do a double matchstick plat for the rim on the outside & inside.</p>	




Thursday Classes

Load Me Up!	All levels	Diane Hamelic
	Price: \$72	Hours: 8 hrs.
	Size: 11" x 10" x 9" (expands to 16" x 18")	
	Sizeable basket begins with a closed woven base measuring 11" x 10". As you weave up the sides, it expands to 16" x 18". Mostly start/stop weaving with some paired twining in the middle. Learn how to make and attach knotted rope handles using thick jute roping. End with a traditional lashed rim.	
Featherlight Arrows	Intermediate	Sharon Klusmann
	Price: \$78	Hours: 8
	Size: L: 10" W: 7-1/4" H: 5" – (the smaller size)	
	What a great idea to turn a plastic organizer into a beautiful basket. You weave around it as a mold and it begins with a rectangular wooden base. Techniques featured are triple twining, start/stop weaving, triple twined arrows in 3 colors, descending rows and a whimsical rim. Lots to learn to create this beautiful, practical basket. Color Options: "Black, Smoked and Natural" OR "Teal, Kelly Green and Yellow". Please specify.	
Old World Charm	Intermediate	Pat Mercer
	Price: \$73	Hours: 8
	Size: 16" X 8 1/2" X 9	
	Begins on a woven base over a 5" Williamsburg handle, which helps gives this basket its expanding shape. The sides are built by over/under weaving, twining and turn-backs. The contrasting double-braided rim highlights the fluid shaping you achieved throughout the basket. It's topped off with a covered handle, incorporating the round reed used in the rim. Spoke weights & at least 1 awl, 2 or 3 awls are most useful.	




Thursday Classes

Queen's Cup	Intermediate	Mary Price
	Price: \$78	Hours: 8
	Size: 6" Diameter x 6.5" H	
	<p>This whimsical basket is woven on a clawfoot wooden base using a variety of techniques, including continuous spiral weave and shaping. The design features triple twine arrows in seagrass, a wired lattice overlay, handle wrap, and a unique rim, all finished with a jeweled medallion.</p>	
	<p>Please bring: Insta or Max Cure Glue for spokes and small plastic quilting clips.</p>	
Wings of Grace Tote	All Levels	Bonnie Rideout
	Price: \$100	Hours: 8
	Size: Length: 18 ¾" Width: 12" Height: 10" (Not including handles)	
	<p>Tote starts by weaving a woven, filled base. The filler spokes are tucked in using the "chicken feet" method. Techniques include start/stop weaving, twining, triple twining, 4-rod wale (both with step ups), the use of overlays and shaping. Amish made leather handles, a summery berry sprig that complements the accent colors and a rusty hummingbird complete this charming and very useful basket. Accent colors are Aubergine and Lime Green. Not into hummingbirds? There will be variety of embellishments to choose from.</p>	
Apple Basket Pendant	Beginner	Barb McNally
	Price: \$38	Hours: 6
	Size: 3" x 4 "	
	<p>Pendant is made from 11/0 Japanese delica beads in odd count peyote stitch. The pendant will be finished with a silked cord for wearing. Teacher will provide a light for use in class.</p>	

Friday Classes

Nantucket Tissue Box	Intermediate	Candy Barnes
	Price: \$90	Hours: 8
	Size: 6" X 6" X 6"	
	Students will insert staves into a cherry base and will weave with cane over a class mold. A custom cherry rim will be glued on.	
Calesta	Intermediate	Susan & Eric Baxter
	Price: \$85	Hours: 8
	Size: Diameter=9.5" x height=3.75"	
	Calesta couples a 5" acrylic bloom base in shades of brown, green and orange with round reed to create practical art. The sides are woven in an inverted 3-rod spiral design that leaves the inside as intriguing as the outside. The Betty border creates a dramatic statement that is not only beautiful, but also very strong.	
Last Flowers of Summer	Beginner	Linda Elschlager
	Price: \$75	Hours: 8
	Size: 11" L x 7" W x 8" tall to rim, 16.5 top of handle	
	Basket is woven on a slotted racetrack base blue and walnut dyed reed. It is topped with a Mountain Swing handle. When weaving you will form a frame to hold a floral picture to add to each side. Natural rims complete the basket.	

Friday Classes





Autumn Abundance	Advanced	Diane Hamelic
	Price: \$75	Hours: 8 hrs.
	Size: 10" x 9 1/2" x 6"	
	Autumn Abundance begins with twining around a 9 x 7 oval wooden base. Transition to triple twining with a step up. Learn the diagonal weaving technique of French randing and reverse French randing. Notice the arrows that are created as you reverse the French randing. End with triple twining with a step up and a traditional lashed rim using waxed linen thread. Basket is woven using all dyed/space dyed reed - colors are taupe and favorite flannel. Fall colors pop as you weave!	
Charmy	Intermediate	Sharon Klusmann
 <p data-bbox="110 1289 748 1373"> Shown in TEAL but also available in NAVY, BLACK, BURGUNDY and BLUE. </p>	Price: \$72	Hours: 8
	Size: L: 8" W: 8" H: 8"	
	This charming basket begins with an 8" square rim for a handle and has a filled woven bottom. The sides are traditional start/stop weaving with top descending rows to raise the height of just one side. I used bleached chair caning to create this lovely handle wrap. You will learn to create these adorable pinwheel embellishments. I will share tips to getting a beautiful Gretchen Border that I believe will make it an enjoyable time.	
Frayed Knot	Intermediate	Pat Mercer
	Price: \$86	Hours: 8
	Size: 14 1/2" X 19 1/2" X 8"	
	Seagrass & strips of denim enhance the country charm of this large basket built on a Williamsburg handle with a solid woven base. An eye-catching running, stitch decorates the rim, capping design elements of twining, turn-backs, X's, & triple twining. The wrapped handle completes the look. Students may bring their favorite old jeans if they would like to personalize their baskets.	

Friday Classes




Illusions	Intermediate	Mary Price
	Price: \$68	Hours: 7
	Size: 7" Diameter x 6" Tall	
	<p>This footed basket features a unique pattern created by the precise placement of weavers and overlays. Woven on a round wooden base, students will learn triple twine with step-ups, chase weave, design-enhancing overlays, and a distinctive rim application. The finished basket is adorned with charming wooden feet.</p>	
	<p>Color Choice: Pearl Grey, Golden Yellow, Spring Green, or Royal Purple</p>	
All Hearts Come Home for Christmas	All Levels	Bonnie Rideout
	Price: \$90	Hours: 8
	Size: Length: 18" Width: 9 ½ Height: 7 1/2" (not including handle)	
	<p>All Hearts Come Home for Christmas was designed especially for the West Tennessee Basket Guild for their Christmas Weave in 2024. This large basket starts by weaving a woven, filled base. Techniques include setting up a base, twining, paired triple twining, filling the base using the "chicken feet" method, the use of overlays and shaping! The handle is an oak 8" - 9" push in. The accent colors are Moss green and Christmas red. There will be a variety of floral embellishments to choose from during class.</p>	
Knotty Bracelet	Beginner	Barb McNally
	Price: \$35	Hours: 6
	Size: 6" - 7"	
	<p>What do you see when you look at this bracelet? Everyone sees something different. This bracelet is done in odd count peyote stitch using 11/0 Japanese delica beads and finished with sterling silver crimp bars and clasp. Teacher will have lights for class use.</p>	

Saturday Classes

Saturday is the only day with 4-hour classes.

<p>Nantucket Pencil Cup – 4hrs. Morning</p> 	<p>Beginner</p>	<p>Candy Barnes</p>
	<p>Price: \$40</p>	<p>Hours: 4, Morning Class</p>
	<p>Size: 5 ½”H 4” W at top 2 ½” bottom</p>	
	<p>Students will insert staves into a poplar Wood base and will weave over a black mesh pencil cup. A poplar wood rim will be glued on. Students will have a choice of being creative with color and patterns.</p>	
<p>Nantucket Wine Coaster – 4hrs. Afternoon</p> 	<p>Beginner</p>	<p>Candy Barnes</p>
	<p>Price: \$75</p>	<p>Hours: 4, Afternoon Class</p>
	<p>Size: 5 ½ W 3 ½ H</p>	
	<p>Students will insert tapered staves into a cherry base and will weave with cane over a double walled stainless steel wine coaster. A cherry rim will be glued on. Students will have options of color accents from materials provided.</p>	
<p>Maribou</p> 	<p>Adv. Beginner</p>	<p>Susan & Eric Baxter</p>
	<p>Price: \$65</p>	<p>Hours: 6</p>
	<p>Size: Diameter = 7.5”x Height = 3.75”</p>	
	<p>Maribou begins with a 4” acrylic bloom base in shades of teal, green and gold. The bottom spokes are secured with twining and then the sides start strong with a 4-rod wale. Extra spokes are inserted for additional strength within the ridge weave as well as the border. The modified trac border is a dramatic touch that completes quickly and easily.</p>	
<p>Braided Skies</p> 	<p>Intermediate</p>	<p>Linda Elschlager</p>
	<p>Price: \$59</p>	<p>Hours: 6</p>
	<p>Size: 7.5L x 5.5W x 4.5 Tall</p>	
	<p>This oval basket is woven on a slotted base with bleached round reed and sky blue dyed reed. A 4ply braid is added to finish the rim.</p>	

Saturday Classes

Treasured Friend	Intermediate	Diane Hamelic
	Price: \$58	Hours: 6
	Size: 7" x 9" x 5"	
	<p>Treasured Friend begins by twining around an oval pine base. Learn how to triple weave with a step up using various combinations of denim and natural reed. Spiral look at the top is a result of twill weaving (over 2, under 2). End with traditional lashing and attaching a handcrafted denim flower.</p>	
Cinnamon Spice	Intermediate	Sharon Klusmann
	Price: \$92	Hours: 8
	Size:	
	<p>A V-lacing technique is taught for rim lacing. Leaves, acorns, pine cone, orange pip berries, raffia and a cinnamon stick are all included to embellish this beauty.</p>	
Spiraling Arrows Bowl	Advanced	Pat Mercer
	Price: \$72	Hours: 6
	Size: 11" in diameter; 5 1/4" high	
	<p>If you love weaving arrows and are looking for a challenge, this is the project for you. This unique spiral weaving pattern is achieved through a combination of triple twining, reverse triple twining and chase weaving. The body of the bowl is achieved through start/stop weaving F/O natural, reminiscent of Nantucket style without the form.</p>	

Saturday Classes

Kitchen Oval	Beginner	Mary Price
	Price: \$54	Hours: 4
	Size: 12" x 9" x 3.5"H	
	<p>This basket is specifically designed to accommodate a 2.5-quart Corningware oval dish (<i>dish not included</i>), making it an ideal gift option. It features a painted black wooden base complimented by matching black braided leather handles. Techniques used include setting up spokes on an oval base, over-under start-stop weaving, integrating leather handles into a row of weaving, and finishing with a traditional lashed rim. Special Tools: Small plastic quilting clips</p>	
Bagel Basket	All Levels	Bonnie Rideout
	Price: \$70	Hours: 6
	Size: Length: 19 1/2" Width: 12" Height: 3 3/4"	
	<p>Techniques include setting up a woven, filled base, twining, triple twining with an arrow weave, the use of leather handles and an overlay. Beads and copper wire are the accent on this basket. Students will have a choice of beads and design their own during class. Accent colors are black and smoked. The basket would look great on top of your fridge, dryer, coffee table - and of course for bagels!</p>	
Jeweled Name Tag Holder	Beginner	Barb McNally
	Price: \$35	Hours: 6
	Size: 1/2" x 5"	
	<p>This name tag holder features a beaded strip made in odd count peyote stitch using 11/0 Japanese delica beads. The strip will be glued to the name tag holder upon completion. Name tag holder included in kit. Teacher will provide Otto light for use in class.</p>	

Paper Registration Form (Only If not using Cheddar Up)

Please send to Melodee Caudill at 1420 Chinook Ct, Xenia Ohio 45385.

Name:			
Address:			
City, State, Zip:			
Email:		Phone Number (w. Area Code):	
Registration Fees: (closes 7-31, class assignments will be emailed)		<input type="checkbox"/> 1 Day Registration (\$20) <input type="checkbox"/> 2-3 Day Registration (\$50)	
Is this your first year attending our Fall Weave:		Yes	No
Shirts: Style: _____ Size: _____		Color: Red or Black	Quantity: _____
Style: _____ Size: _____		Color: Red or Black	Quantity: _____
Mugs:			
Wednesday Night Ice Breaker Basket Swap: join us for a meet and greet basket swap. Participants will be paired with another weaver to exchange a basket they've previously made, snacks and drinks included.		<input type="checkbox"/> Yes, I will attend (\$5) <input type="checkbox"/> No, I will not attend	
Bingo & Bites: Friday night bingo, food, and prizes!		<input type="checkbox"/> Yes, I will attend (\$6) <input type="checkbox"/> No, I will not attend	
Total Fees Enclosed: write your total registration, shirt(s), ice breaker, & bingo fees.			
Class Selections (Provide 4 selections for each day you are registered)			
Wednesday	Thursday	Friday	Saturday
Kits: provide the kit name, teacher, & quantity. You will need to write a check to the teacher, date it 9/10/26 and send it with your class checks. Kits are the same price as classes.			